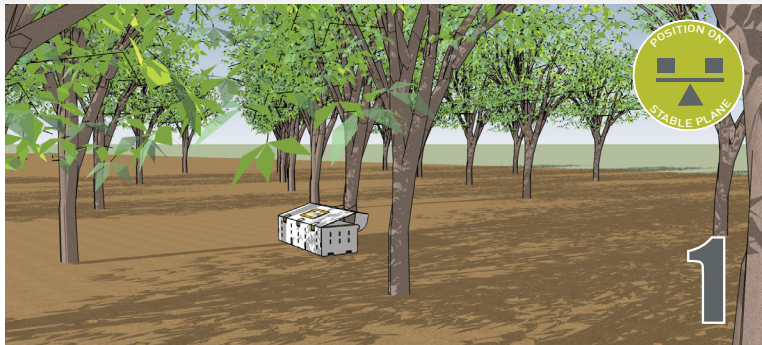


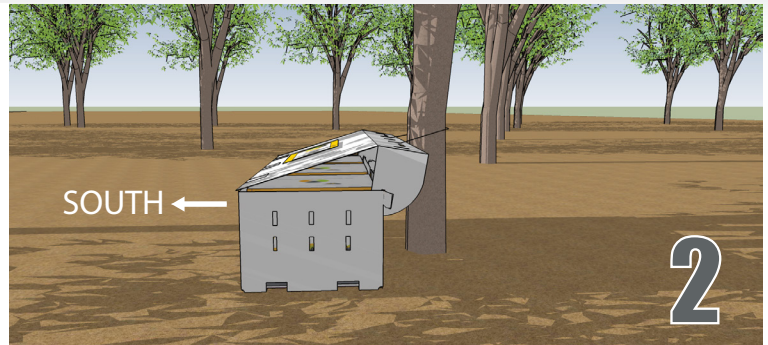
THE BUMBLEBEE ORCHARD HIVE (THE TRIPLE) INSTRUCTIONS

- For Orchard pollination, BioBee provides 3 bumble bee hives in a dedicated "triple" container, in order to optimally preserve the hives during the flowering seasons. Do not separate the hives from the triple.
- The position of the Triple should be planned so that it will not need to be moved during flowering.
- The Triple should be located at a distance of at least 50 meters from any honey bee hive.
- It is important to place the Triple in the plot at least three days before flowering starts.

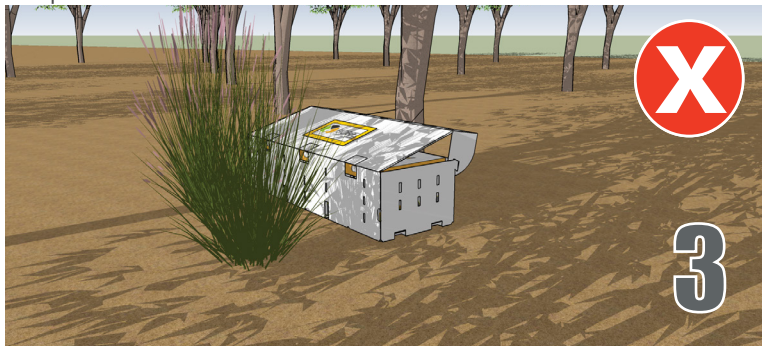
RECIEVING AND POSITIONING THE TRIPLE



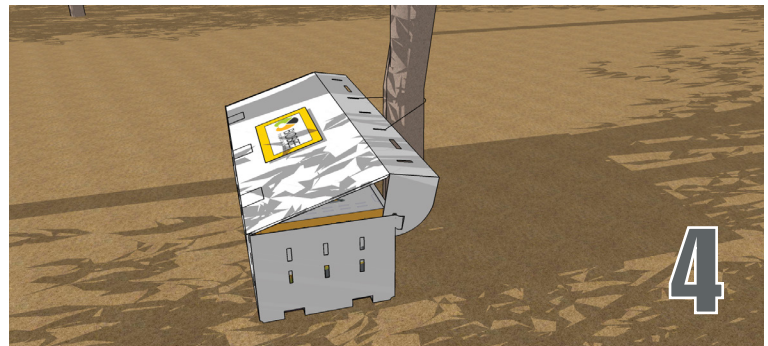
Place the Triple on a flat, stable area. It is recommended to place it along a row of trees or concentrated at the edges of the plot.



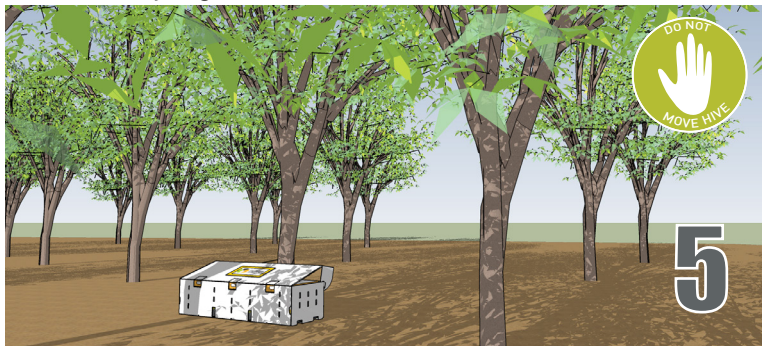
The triple should be placed so that the opening of the hives faces south, and the open awning will give protection from the sun and the rain.



Make sure that the area around the hive opening is not obstructed by vegetation.



In order to secure the triple in place, it is recommended to tie it to a very stable (rod or trunk) with a string or a zip tie.



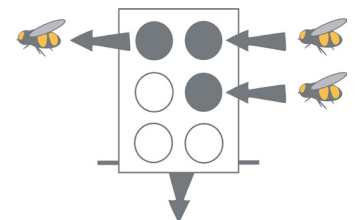
Do not change the original position of the Triple. To transfer the Triple to another crop, use the "Shuvi-Bee" (the hive opening mechanism) - see operating instructions below.



Before using pesticides, make sure that these substances do not harm the bumblebees. Use the BioBee Guidelines page.

OPERATING THE "SHUVI-BEE" IF TRANFERING THE TRIPLE TO ANOTHER PLOT

- Before removing the hive from the greenhouse, only block the bees hives' exit hole using the "Shuvi-bee" device.
- After about two hours, all the hive entrances may be closed and the hive, removed to a safe place.

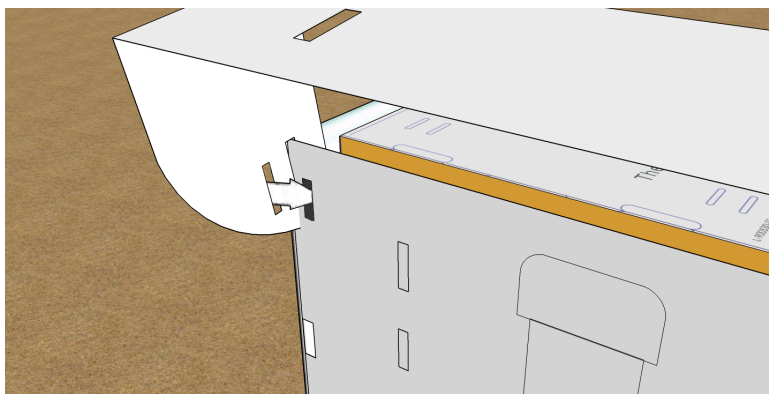


OPENING THE HIVE

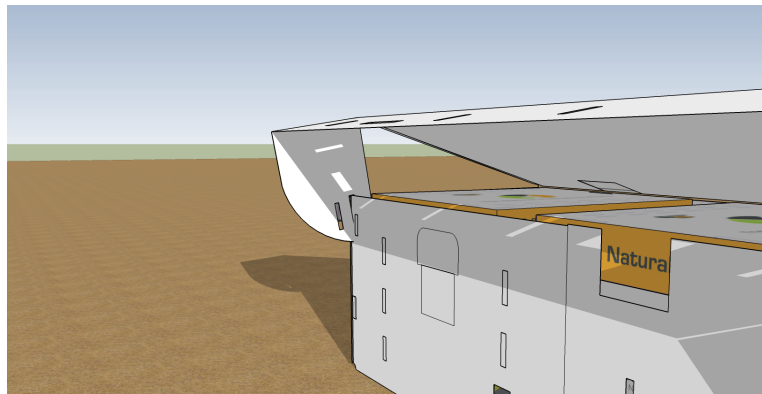
- After placing the triple release the two tabs of the awning, lift it and afix it with the help of the two latches at the edges of the hive.
- After placing the hive, let the bees "relax".
A few minutes later, carefully open the exit hole of the Shuvi-Bee.
The bees will emerge from the hives and begin an "orientation flight."
A triple placed close to sunset should only be opened the next morning.



For specific instructions for each season, consult with your local BioBee field agent.

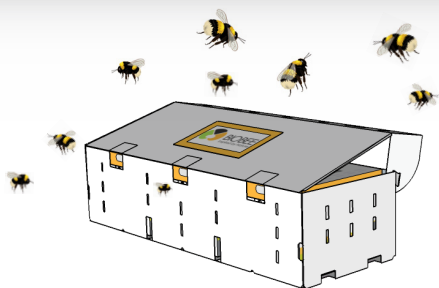


Secure the awning with the help of the two latches at the edges of the hive.



Release both tabs of the awning and lift it.

IF YOU USE PESTICIDES IN THE ORCHARD, IT IS IMPORTANT TO REMEMBER THE FOLLOWING POINT



- Do not place the Triple near a pesticide shed.
- If chemical spraying is required during flowering, consult your local BioBee field agent.
- Make sure to remove the sprayer and empty pesticide packaging from the area after spraying

BIOBEE LIMITED LIABILITY

- BioBee provides quality and uniform hives under the stringent requirements of ISO-90000 standards to provide a high quality and safe product. In optimal conditions, the bumblebee hive pollinates between 5 to 8 weeks. However, because it is a biological product, there is a natural and standard variation between hives. Additionally, the hive is exposed to multiple variable factors that may affect the duration and nature of the hive's activity. In view of the above, the duration and nature of the hive activity, and the bios, cannot be fully guaranteed and BioBee will not be held responsible for this.
- If the client complies with the described guidelines and the hive does not properly pollinate after three days, BioBee experts should be consulted to find out why.
- BioBee is not responsible for any special and/or indirect and/or consequential damages. BioBee's liability is limited to the products' purchase price.
- During the use of bumblebee hives, in certain situations bee stings cannot be completely prevented. Some people may develop hypersensitivity to the bumblebee's sting. Therefore, the use of bumblebee hives should be done by a trained professional.
- BioBee will not be held liable in the event of a bumblebee sting.
- Use of pesticides in the presence of bumblebees is permitted only under the specific instructions by the BioBee professional field agent. In case of breach of these instructions, the warranty will be the sole responsibility of the customer.